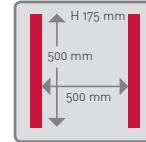
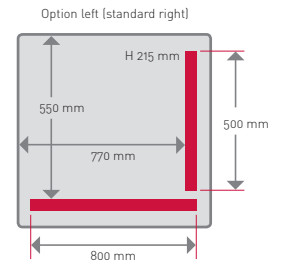
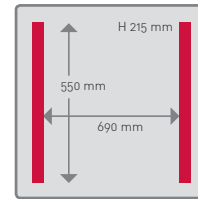
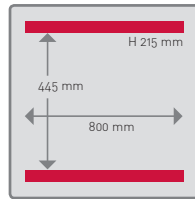




MOBILE M70, M80

SEAL CONFIGURATIONS M70 & M80
M70

M80 options:

SPECIFICATIONS M70 & M80
ALUMINUM COVER & CHAMBER

	SEAL LENGTH	MAX. PRODUCT HEIGHT	USEFUL CHAMBER SIZE (wxdxh)	OUTSIDE DIMENSION (wxdxh)	STANDARD VOLTAGE*	POWER CONSUMPTION	WEIGHT
MOBILE M70	500	175	500 x 500 x 175	695 x 680 x 1035	400-3-50 Hz	3,3 kW	150 kg
MOBILE M80	2 x 800 2 x 550 800 x 500	215	max 800 x 500 x 215	905 x 755 x 1060	400-3-50 Hz	3,5 kW	200 kg

Dimensions in mm *Machines can be supplied with all world wide voltages applicable

OPTIONS M70 & M80

	DIGITAL TIME CONTROL	SENSOR CONTROL	SEAL	SEAL CONFIGURATION	GAS	PUMP CAPACITY M ³	CYCLE TIME
MOBILE M70	1 or 10 programs	sensor/H ₂ O	Double/CC/CCC/2S**	S&S	gas	40 or 63 m ³	25-35 sec
MOBILE M80	1 or 10 programs	sensor/H ₂ O	Double/CC/CCC/2S	L&L S&S L&S	gas	63 or 100 m ³	20-40 sec

**CC = Clean Cut, CCC = Clean Cut Controlled, 2S = Two Sides